



# **BLACKJACK '21 OPERATIONS MANUAL**



**Big Daddy Games LLC**

**733 Midway Road**

**Menasha WI 54952**

**Office: (920) 727-5508**

**TECH-DIRECT (920) 850-7409**

**[www.bigdaddygames.net](http://www.bigdaddygames.net)**



# Table of Contents

Main Screen .....	1
Bookkeeping / Accountings Page .....	2
Total Number of Games .....	2
Total Money Bet .....	2
Average Bet .....	2
Total Money Won.....	2
Total Win/Lost.....	2
Payback %.....	2
Total Cash In.....	2
Total Cash Out.....	2
Cash Difference .....	2
Menu Options: Page 1 of 4 .....	3
Table Display .....	3
Show Buttons .....	3
Menu Option: Page 2 of 4.....	4
Credit Display Format.....	4
Game Start Timer .....	4
Insurance Timer.....	4
Decks In Play.....	4
Credit Value.....	4
Max Bet .....	4
Volume .....	4
Printer Port.....	4
Printer Type.....	4
Menu Option: Page 3 of 4.....	5
Seven Bonuses / Seven Pay Feature.....	5
Single Sevens Pay .....	5
Paired Seven Pay .....	5
Mixed Seven Pay .....	5
Max Progressive Pay .....	5
Progressive (Diamonds – Hearts – Clubs – Spades) .....	6

3 Seven; Diamonds – Clubs – Heats – Spades .....	6
Minimum Bet For Bonus .....	6
Bonus Game On.....	6
7 Bonus on Re-Bet.....	6
Progressive .....	6
Progressive Rates .....	6
Advance Options (Payout Percentage).....	7
Adjustment Mode.....	7
Ace Adjustment Mode.....	7
Menu Options: Page 4 of 4 .....	8
Location Name .....	8
Machine Name .....	8
Cabinet Number .....	8
Printer On.....	8
Sweepstakes On .....	8
Network On .....	8
Clear Cents .....	8
Miscellaneous .....	9
Testing/Calibrating Game Buttons (USB keyboard required) .....	9
Updates .....	9
Warranty .....	9
Technical Support.....	9
Wire Harness Connection to I/O Board Diagram.....	10
3 Player Harness to Connection to Buttons Diagram .....	10
BLACKJACK Keyboard Shortcuts .....	11
Game Controls.....	11
Books Menu .....	11
Game Menu Options.....	11

## Main Screen



A) Triple Seven Bonus Board

B) Dealer Total Number Card Count

C) Dealer Cards

D) Game Start Timer

E) Player's 7 Bonus Chip

F) Player Total Number Card Count

G) Player 7 Bonus Win Amount

H) Card Status Indicator

i. Blackjack

ii. Push

iii. Win

iv. Bust

I) Player Cards

J) Player Dashboard

i. CREDIT Available

ii. BET Amount Played

iii. Any PAID Win Amount

---

## Bookkeeping / Accountings Page

The accounting screen keeps track of the game's statistics and money records. The accounting books is broken down into each player's statistics and totals (master totals, period totals, and all grand totals). Please note that period totals may be reset regularly, but the master records cannot. To print books, press F9 on the keyboard.

VERSION 2.19

	PLAYER 1	PLAYER 2	PLAYER 3	TOTALS
Total Number Of Games:	0	0	0	0
Total Money Bet:	\$0.00	\$0.00	\$0.00	\$0.00
Average Bet:	\$0.00	\$0.00	\$0.00	\$0.00
Total Money Won:	\$0.00	\$0.00	\$0.00	\$0.00
Total Win / Lost:	\$0.00	\$0.00	\$0.00	\$0.00
Payback %:	0.00	0.00	0.00	0.00
Total Cash In:	\$0.00	\$0.00	\$0.00	\$0.00
Total Cash Out:	\$0.00	\$0.00	\$0.00	\$0.00
Cash Difference:	\$0.00	\$0.00	\$0.00	\$0.00

	PLAYER 1	PLAYER 2	PLAYER 3	TOTALS
Total Number Of Games:	0	0	0	0
Total Money Bet:	\$0.00	\$0.00	\$0.00	\$0.00
Average Bet:	\$0.00	\$0.00	\$0.00	\$0.00
Total Money Won:	\$0.00	\$0.00	\$0.00	\$0.00
Total Win / Lost:	\$0.00	\$0.00	\$0.00	\$0.00
Payback %:	0.00	0.00	0.00	0.00
Total Cash In:	\$0.00	\$0.00	\$0.00	\$0.00
Total Cash Out:	\$0.00	\$0.00	\$0.00	\$0.00
Cash Difference:	\$0.00	\$0.00	\$0.00	\$0.00

Press Bet 10 button to print books  
Press the Hit button to reset period values  
--- Keyboard required for reset ---

### Total Number of Games

Total number of games each player has played in the machine.

### Total Money Bet

Total amount of money bet.

### Average Bet

Average bet made per game. Total Money Bet / Total Number of Games = Average Money Bet

### Total Money Won

Total amount of money player's won from the dealer.

### Total Win/Lost

Total amount of win the player has accumulated. This amount will be negative if players lost more than won.

### Payback %

The percentage amount paid back to players. Total Money Won / Total Money Bet = Payback %.

### Total Cash In

Total amount of cash into the machine.

### Total Cash Out

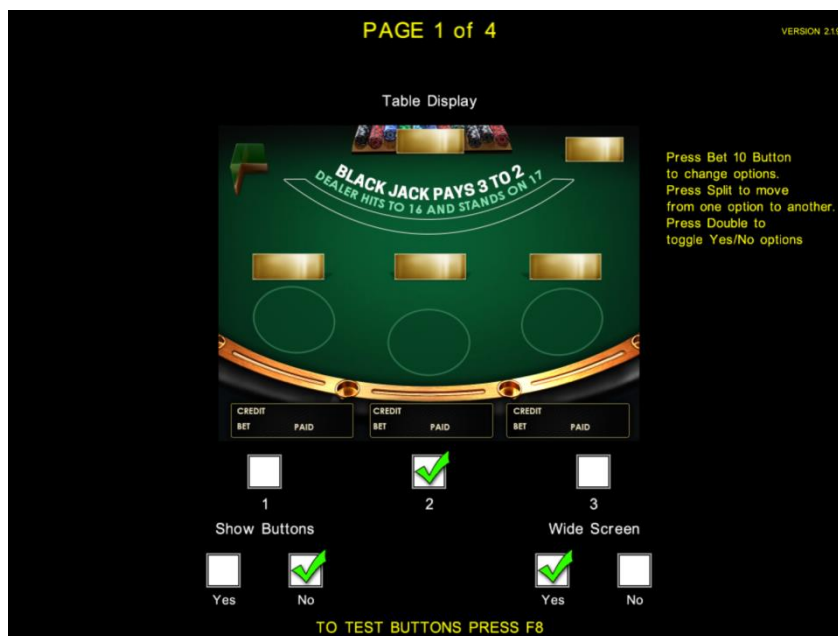
Total amount of cashed out to players.

### Cash Difference

Total cash difference between Cash In and Cash Out. A positive number will indicate the amount of cash the house has made while a negative number will indicate the amount of cash the house has lost.

## Menu Options: Page 1 of 4

Locate and press the Books/Options switch or press F1 via a USB keyboard to access the menu option settings. Some settings will require a USB keyboard to be plugged in order to change settings.

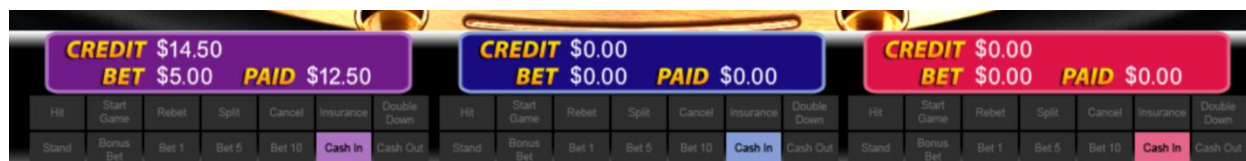


### Table Display

Table display may be adjusted to 3 values. Each value represents a graphical representation of a Blackjack table. Whichever table you select, is the table the game will be played on. (Value 1: Blue, Value 2: Green, Value 3: Red)

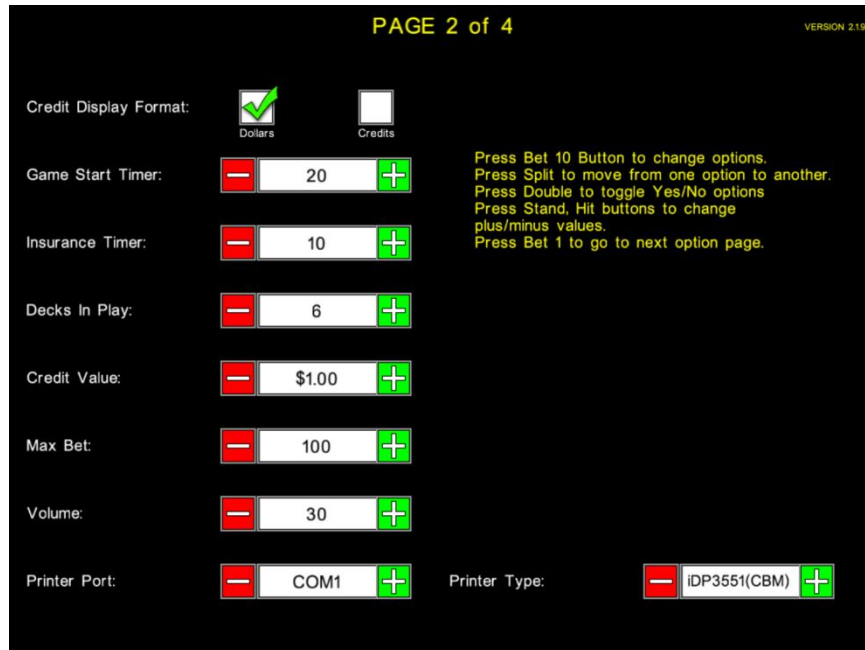
### Show Buttons

This will show whether or not players would like to have play buttons shown on screen. Check Yes will show dialog buttons for each player below their perspective play screen as well as what is playable. Check No will omit these dialog buttons.



---

## Menu Option: Page 2 of 4



### Credit Display Format

Either Dollars or Credits may be checked at a time. Dollars will show dollar amount players have (\$1.00). Credit will show credit amount players have (\$1.00 = 1 credit).

### Game Start Timer

This option will show how much time the player has to make a bet before the dealer begins to deal out cards. Values may be set from 1 to 20 seconds.

### Insurance Timer

This option will show how much time the player has to prompt for insurance when the dealer either has an ace or jack as their face-up card. Value may be set from 1 to 40 second.

### Decks In Play

The number of decks may be set between 4 to 8 decks.

### Credit Value

This option will set the how much value one credit is worth. This may be set for 1 credit equaling \$1 up to 1 credit equaling \$10. Example: Game Value Set is at \$2 then "Bet 10" equal \$20.

### Max Bet

May be adjusted for each value per hand from 10 to 100 with 10 equaling to \$10.

### Volume

The game's volume may be adjusted from 0 to 100 with 100 being the loudest.

### Printer Port

This option may be changed to the designate printer being use. (COM2)

### Printer Type

This option may be changed to the designate printer being use. (APEX(OLDICT))



---

## Menu Option: Page 3 of 4

### Seven Bonuses / Seven Pay Feature

Please note that while a player is playing the Sevens Bonus game **AND** they receive a seven in their hand and bust at the same time – the seven **WILL** still be counted in the hand.

PAGE 3 of 4 VERSION 219

Single Seven Pay:	<input type="button" value="-"/> <input type="text" value="2"/> <input type="button" value="+"/>	Bonus Game On:	<input type="checkbox"/> Yes <input checked="" type="checkbox"/> No
Paired Seven Pay:	<input type="button" value="-"/> <input type="text" value="5"/> <input type="button" value="+"/>		
Mixed Seven Pay:	<input type="button" value="-"/> <input type="text" value="50"/> <input type="button" value="+"/>		
Max Progressive Value:	<input type="button" value="-"/> <input type="text" value="\$1000.00"/> <input type="button" value="+"/>		
3 Seven Diamonds:	<input type="button" value="-"/> <input type="text" value="\$500.00"/> <input type="button" value="+"/>	Progressive:	<input checked="" type="checkbox"/> Yes <input type="checkbox"/> No
3 Seven Clubs:	<input type="button" value="-"/> <input type="text" value="\$500.00"/> <input type="button" value="+"/>	Progressive:	<input checked="" type="checkbox"/> Yes <input type="checkbox"/> No
3 Seven Spades:	<input type="button" value="-"/> <input type="text" value="\$500.00"/> <input type="button" value="+"/>	Progressive:	<input checked="" type="checkbox"/> Yes <input type="checkbox"/> No
3 Seven Hearts:	<input type="button" value="-"/> <input type="text" value="\$500.00"/> <input type="button" value="+"/>	Progressive:	<input checked="" type="checkbox"/> Yes <input type="checkbox"/> No
Minimum Bet For Bonus:	<input type="button" value="-"/> <input type="text" value="2"/> <input type="button" value="+"/>	Progressive Rates:	<input type="button" value="-"/> <input type="text" value="\$0.01"/> <input type="button" value="+"/>

Press Bet 10 Button to change options.  
Press Split to move from one option to another.  
Press Double to toggle Yes/No options  
Press Stand, Hit buttons to change plus/minus values.  
Press Bet 1 to go to next option page.

### Single Sevens Pay

Single Seven pay may be adjusted from value 1 to 8. Each value corresponds to the amount of credits a player will be rewarded when they get 1 seven while playing the bonus.

### Paired Seven Pay

Paired sevens pay may be adjusted from value 1 to 10. Each value corresponds to the amount of credits a player will be rewarded when they get 2 sevens while playing the bonus.

### Mixed Seven Pay

Mixed sevens pay may be adjusted from value 1 to 100. Each value corresponds to the amount of credits a player will be rewarded when they get 3 sevens while playing the bonus.

### Max Progressive Pay

The max progressive pay may be adjusted from \$500 to \$10,000.

---

### **Progressive (Diamonds – Hearts – Clubs – Spades)**

Progressive values may be set to either on/off. Each progressive will control the corresponding 3 Sevens pay. It is possible then to make all of the 3 Sevens pay progressive or all of the 3 Sevens pay fixed. You may also make some progressive and some fixed.

### **3 Seven; Diamonds – Clubs – Heats – Spades**

3 Sevens pay may be adjusted from \$0 to \$500. The value set will correspond to the amount of credits a player will receive when they get 3 Sevens of the same suit while playing the bonus.

### **Minimum Bet For Bonus**

Minimum bet required for bonus feature. This may be adjusted between 1 to 1000.

### **Bonus Game On**

Select options Yes to keep the Seven Pay feature on or select No to turn off the Seven Pay feature.

### **7 Bonus on Re-Bet**

When enabled, the bet for the 7-bonus feature is automatically played on START.

### **Progressive**

Select options Yes to turn on the Progressive printer or select No to turn off the Progressive printer.

### **Progressive Rates**

Progressive rates can be adjusted from values \$0.01 to \$0.10. Each value represents the amount any active progressive will increase per \$1 play.

---

## Advance Options (Payout Percentage)



You may change the Blackjack payout percentages here. **A USB Keyboard and Mouse will be required to change the payout percentages.**

1. Starting from the game lobby, enable the Mouse Cursor by pressing F2 on the keyboard.
2. With the Mouse Cursor visible on-screen, press F1 on the keyboard to toggle through the Operator Menu until you've reached Page 3 of 4.
3. With nothing selected on the menu, type in "**barking**" and the *ADVANCE OPTIONS* will appear where payout percentages are available for setting.
4. Make changes by clicking with a Mouse Cursor. When finished, press F1 to exit from the Advance Options screen and back into Main Option: 3 of 4 Operators Menu.

### **Adjustment Mode**

Changes the Dealer's payout percentage. Note that the 86% is the tightest player payout and 92% is the highest player payout. Default setting is 92%.

### **Ace Adjustment Mode**

Changes the percentage each player will receive for each hand dealt. Note that 82% is the tightest player ace appearance and 88% is the highest player ace appearance. Default setting is 86%.

---

## Menu Options: Page 4 of 4

PAGE 4 of 4 VERSION 2.19

Location Name:  TO CHANGE LOCATION PRESS F5  
UP TO 20 CHARACTERS

Machine Name:  TO CHANGE MACHINE NAME PRESS F6  
UP TO 20 CHARACTERS

Cabinet Number:  TO CHANGE CABINET NUMBER PRESS F7  
UP TO 20 CHARACTERS

Printer On: Yes  No  Press Bet 10 Button to change options.  
Press Split to move from one option to another.  
Press Double to toggle Yes/No options  
Press Stand, Hit buttons to change  
plus/minus values.  
Press Bet 1 to go to next option page.

Sweepstakes On: Yes  No

Network On: Yes  No

Clear Cents: Yes  No

### Location Name

Press **F5** on the keyboard will allow to users to enter the cabinet's location data. Up to 20 characters entry is allowed.

### Machine Name

Press **F6** on a keyboard to enter the name of the game/software installed with the cabinet. Up to 20 characters entry is allowed.

### Cabinet Number

Press **F7** on a keyboard to enter the cabinet's serial number.

### Printer On

This option will enable the printer ON or OFF.

### Sweepstakes On

This option will enable the Sweepstakes feature ON or OFF.

### Network On

This option will enable the network discovery ON or OFF.

### Clear Cents

Having this option ON will clear any leftover cents when the game goes into attract mode. This option is for operators who would like to include cents in the player's credits.

---

## **Miscellaneous**

### **Testing/Calibrating Game Buttons (USB keyboard required)**

To ensure the best gaming experience for our players, we had installed a “**Buttons Test Page**” which can be found in the first Menu Options page and by pressing F8 on a keyboard.

The **BUTTONS TEST PAGE** will appear with 8 different prompt test buttons for each player’s corresponding buttons. Test each game buttons on the cabinet to make sure the corresponding prompt box on the screen matches. Press F1 to exit when testing is complete.

### **Updates**

As part of Big Daddy Games dedication and devotion to provide our customers with the best gaming experience possible, we will strive to provide you with the latest advances in technology available in the marketplace. Throughout the course of your relationship with BDG, there will be many updates available for your BDG games. All updates will be available through your local distributor.

You may also contact BDG at 920-727-5508 for further information.

### **Warranty**

All hardware/software sold by BDG carries limited warranties. For warranty information contact your local distributor.

For a listing of distributors in your area, you may call BDG at 920-727-5508.

### **Technical Support**

For Technical Support, please call TECH-DIRECT at **920-850-7409**.

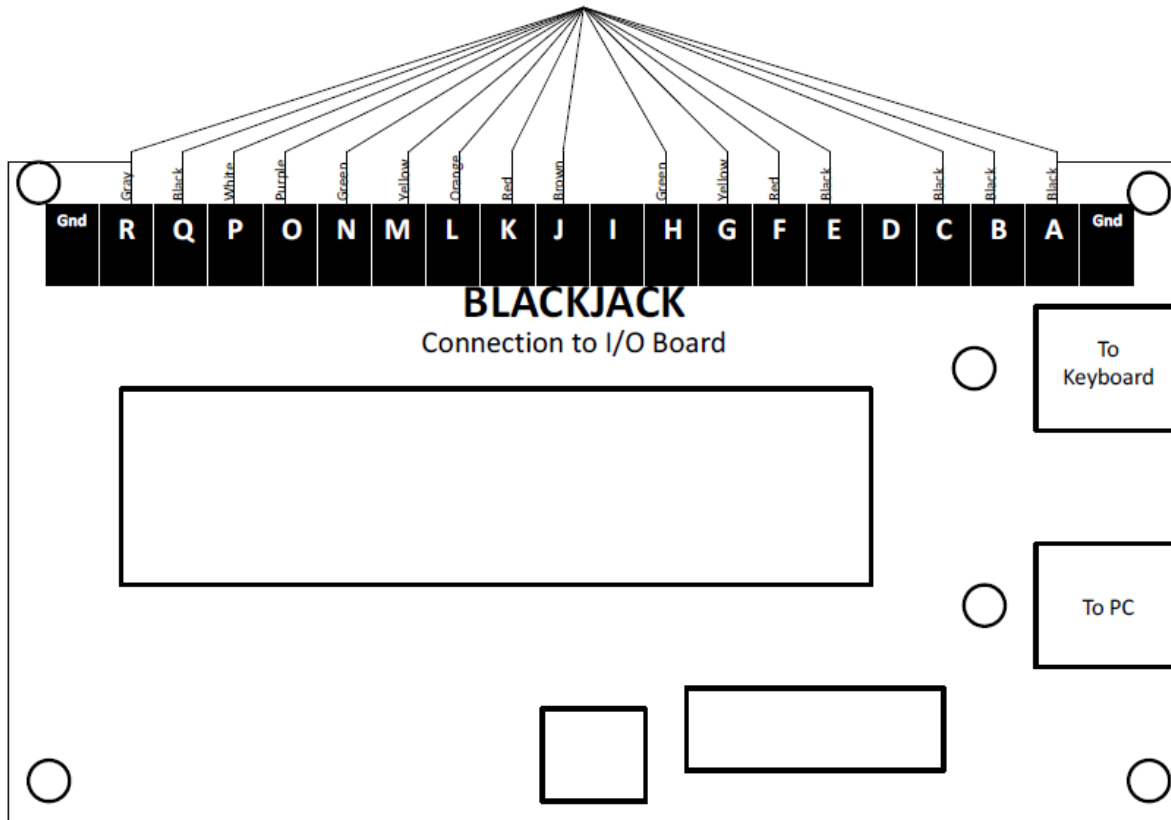
#### **During** Business Hours:

Monday – Thursday	8AM – 4:15PM
Friday	8AM - 3PM

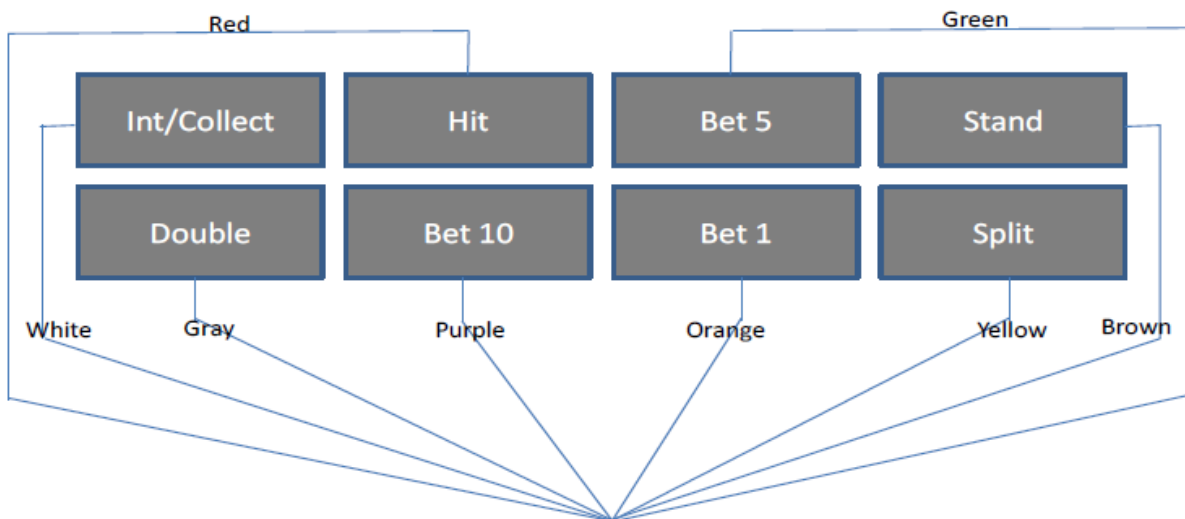
#### **After** Business Hours:

Monday – Thursday	4:15PM – 8PM
Friday	3PM – 8PM
Sunday	NOON – 4PM

## Wire Harness Connection to I/O Board Diagram



## 3 Player Harness to Connection to Buttons Diagram



## BLACKJACK Keyboard Shortcuts

Using the following keys on a USB keyboard, you can control the game play as shown.



### Game Controls

Player 3		Player 2		Player 1	
V	Bet 1	J	Stand – 3 Lines	A	Stand – Bet 1
W	Bet 5	K	Hit – 5 Lines	B	Hit – Bet 2
Z	Coin In/Credit In	L	Bet 1 – 10 Lines	C	Bet 1 – Bet 3
		M	Split – 15 Lines	D	Split – Bet 5
		N	Bet 5 – 20 Lines	E	Bet 5 – Bet 10
		O	Bet 10 – Start	F	Bet 10 – Bet 20
		P	Collect/Cash Out	G	Cash Out – Double
		Q	Coin In/Credit In	H	Coin In/Credit In
				I	Double – Bet 1 Line

### Books Menu

Key	Button	Action
F1	None	Books Menu
F9	Bet 10	Print Books
B	Hit	Reset Period Values - Password: <b>clear1234</b> then hit <b>ESC</b> To cancel, hit <b>F1</b> and re-cycle through the options

### Game Menu Options

Key	Button	Action
F1	None	Game Menu Options
F	Bet 10	Toggle Mouse Cursor On/Off
D	Split	Toggle through each Settings
R	Double	Select Setting checkbox
K	Hit	Lower the Setting's value
J	Stand	Increase the Setting's value

Visit us at [www.bigdaddygames.net](http://www.bigdaddygames.net) for the latest and newest  
GAMES available for your Market!

OPERATORS LOG-IN TODAY for the latest Service Bulletin News  
and Software Updates!

# TECH - DIRECT

**920.850.7409**



**After Hours of Support Service Calls:**

**MONDAY - THURSDAY** Close of business **4:15PM - 8PM**

**FRIDAY** Close of business **3PM - 8PM**

**SATURDAY 10AM - 6PM**

**SUNDAY Noon - 4PM**

*\*Except Holidays\**

**Service Support during business hours**  
**(920) 727-5508 ext. 176 OR (920) 850-7409**

733 Midway Rd. Menasha, WI 54952  
[bigdaddygames.net](http://bigdaddygames.net)





# Big Daddy Games LLC



Big Daddy Games LLC  
733 Midway Road  
Menasha, WI 54952

TEL: (920) 727-5508

[www.bigdaddygames.net](http://www.bigdaddygames.net)  
[sales@bigdaddygames.net](mailto:sales@bigdaddygames.net)

**CALL FOR SERVICE NOW!**

**TECH-DIRECT**

**(920) 850-7409**

#### After Hours of Support Service Calls

Monday – Thursday	4:15 PM	-	8 PM
Friday	3 PM	-	8 PM
Saturday	10 AM	-	6 PM
Sunday	Noon	-	4 PM